

Request for Greenhouse Light Plan

PROJECT INFO

Project Name* _____

Customer Name* _____

Street* _____

City* _____

State* _____ ZIP* _____

Phone* _____

Email* _____

4800 Hinan Drive
Beamsville, Ontario
CANADA L0R 1B1

Tel: 905.563.4133
Fax: 905.563.0445
E-Mail: info@pllight.com

www.pllight.com

DEALER INFO (If Applicable)

Dealer:* _____

Contact Name* _____

Phone* _____

Email* _____

Potential Order Date* _____

(A) # of Bays* _____

(B) Bay Size* _____

(C) Total Length* _____

(D) Section Size / Truss Spacing* _____

(E) Total Width* _____

(F) Gutter Height _____

(H) Gutter to Truss _____

(I) Truss Height _____

(J) Underside Truss to Ground* _____

(K) Top of Crop (from Ground)* _____

Crop Type* _____

Light Level ($\mu\text{mol}/\text{m}^2 \cdot \text{s}$)* _____

Desired Light Source(s)* LED HPS MH CMH Hybrid[†]

[†]Specify Light Sources for Hybrid Plan(s)

Desired Spectrum (LED only) _____

Preferred Reflector (HID only) _____

Preferred Lamp (HID only) _____

Voltage Required* _____

Track/Truss Mounting Preference

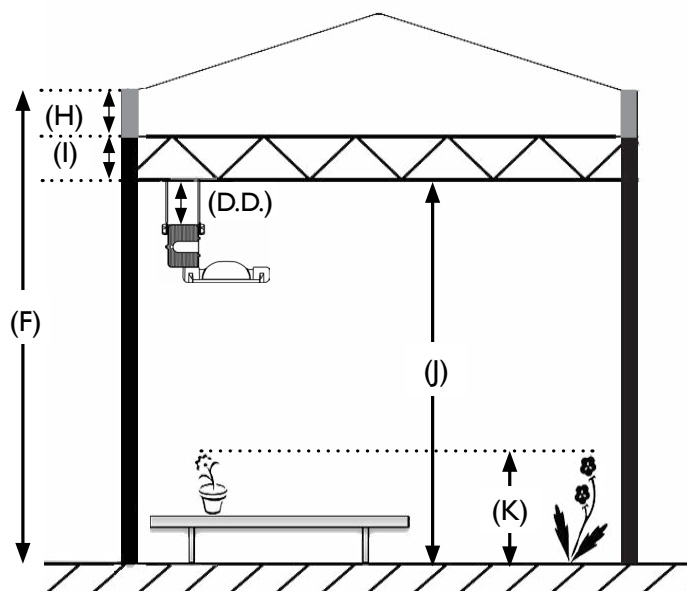
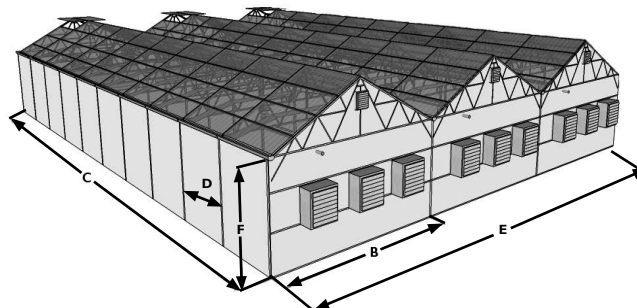
Track Drop from Truss (Track Only) _____

Track/Truss Cross-section Dimensions

width

height

(D.D.) Drop Distance
Bottom of track/truss to top of fixture housing - max. allowable 12 in / 30 cm




Request for Greenhouse Light Plan

Floor Plan

Please use the space below to sketch in the location of the aisles and other areas that do not need supplemental lighting. In the case of more complex areas, please include the greenhouse design plans. Heating pipes, irrigation pipes, etc., affect light levels and uniformity, so please indicate their exact locations and numbers.

If there are attached drawings, please indicate file names:

File Name _____	File Name _____
File Name _____	File Name _____
File Name _____	File Name _____



	Yes	No
Shade Screen		
If yes, is it on the top or bottom chord of the truss?		_____
Heating Pipes		
Irrigation Pipes		
Other Obstacles		
If yes, what kind:		_____

	Yes	No
Newly Built Greenhouse		
Fixtures Already Present		
If yes, what type		_____

Request for Greenhouse Light Plan

Note: Completion of this page is only required for high wire crops like tomatoes, etc.

(L) Crop Gutter Height	_____
(M) Crop Height	_____
(N) Top of Crop to Crop Wires	_____
(O) Underside Truss to Crop Wires	_____
(P) Distance between Crop Rows	_____
(Q) Underside truss to Crop (O + N)	_____
# Crop Rows per Bay	_____

This calculation is based on exact measurements in perfect conditions. Because of this you may experience some variance in light-levels.

All fixtures must be mounted straight and level in all directions to achieve the calculated light-level and uniformity

