

# Request for Indoor Light Plan

4800 Hinan Drive  
Beamsville, Ontario  
CANADA L0R 1B1

Tel: 905.563.4133  
Fax: 905.563.0445  
E-Mail: info@pllight.com

[www.pllight.com](http://www.pllight.com)

## PROJECT INFO

Project Name: \_\_\_\_\_

Customer Name: \_\_\_\_\_

Street: \_\_\_\_\_

City: \_\_\_\_\_

State: \_\_\_\_\_ ZIP: \_\_\_\_\_

Phone: \_\_\_\_\_

Email: \_\_\_\_\_

## DEALER INFO (IF APPLICABLE)

Dealer: \_\_\_\_\_

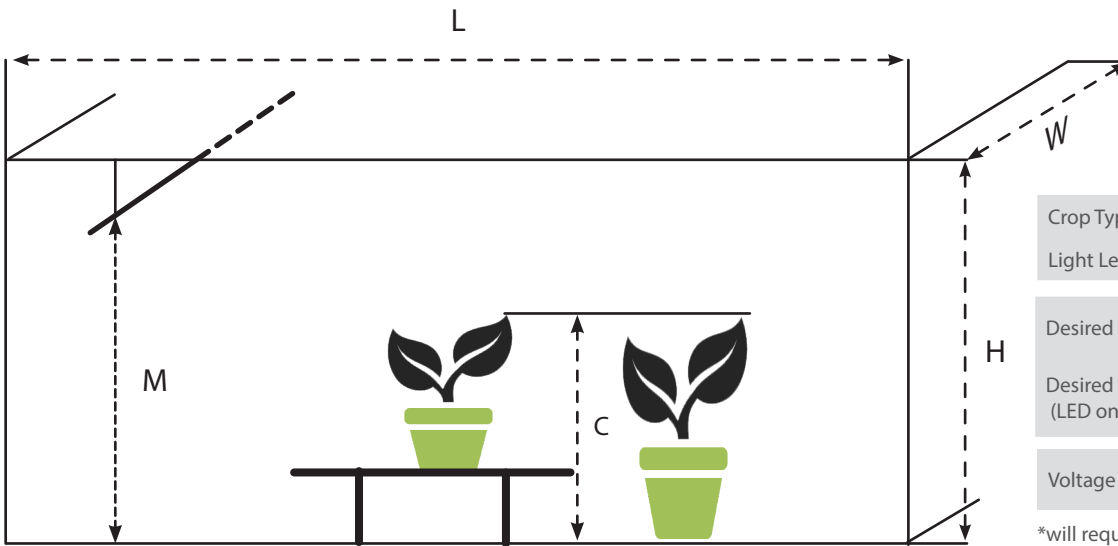
Contact Name: \_\_\_\_\_

Phone: \_\_\_\_\_

Email: \_\_\_\_\_

Potential Order Date: \_\_\_\_\_

This calculation is based on exact measurements in perfect conditions. Because of this you may experience some variance in light-levels. All fixtures must be mounted straight and level in all directions to achieve the calculated light-level and uniformity



Crop Type	
Light Level ( $\mu\text{mol}/\text{m}^2.\text{s}$ )	
Desired Light Source	
Desired Spectrum (LED only)	
Voltage Required	

\*will require additional information

	Room 1	Room 2	Room 3	Room 4	Room 5	Room 6	Room 7	Room 8
(W) Width of room								
(L) Length of room								
(H) Ceiling Height								
(M) Desired Mounting Height								
(C) Desired Finish Crop Size (Floor to Canopy)								
Number of rooms this size								

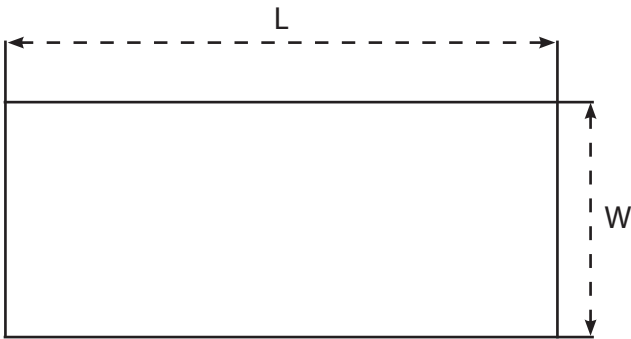
The light plan is designed on the basis of the available information. P.L. Light Systems is not liable for any inaccurate or missing data.

# Request for Indoor Light Plan

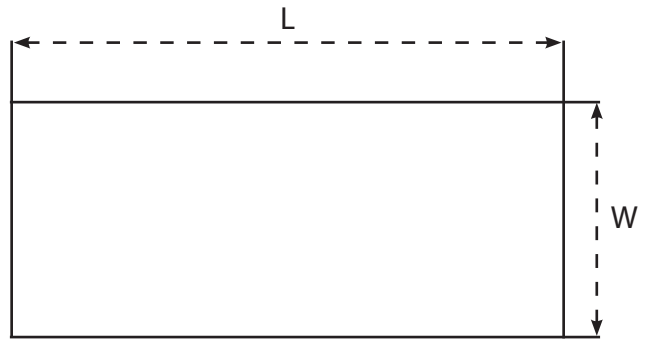
Notes:

1. Obstacles such as A/C units, heating pipes and etc. affect the uniformity and light levels. Please sketch in the exact locations and their dimensions below.

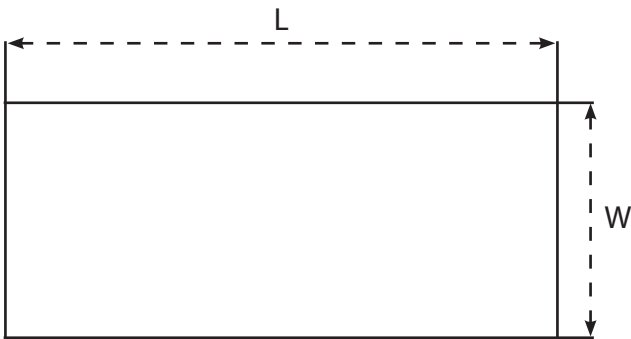
Room 1



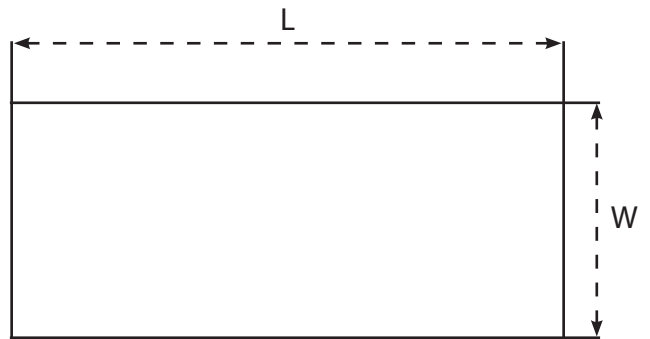
Room 2



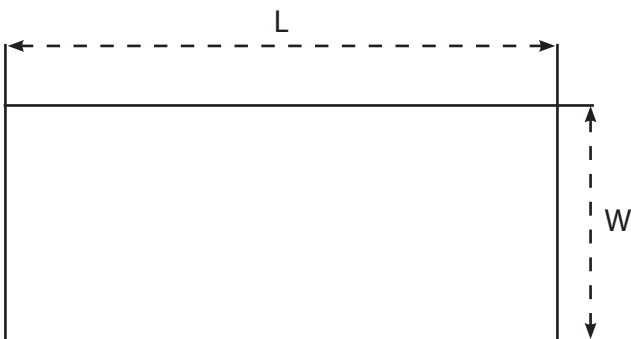
Room 3



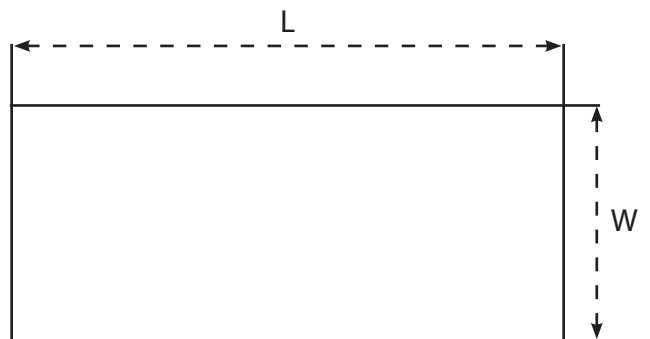
Room 4



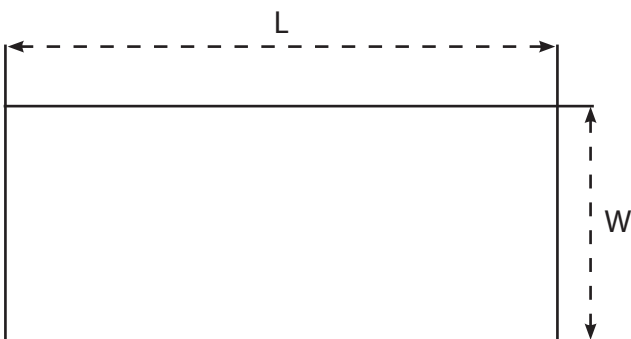
Room 5



Room 6



Room 7



Room 8

